

# Reflecta-GDI™ Garage Door Insulation

## DOUBLE DOOR

### Highly effective Garage Door Insulation.

Two layers of extra pure reinforced aluminium foil reflecting up to 97% of radiant heat. Each layer of foil is heat laminated to a tough polyethylene core of sandwiched air bubbles for thermal insulation.

## Reflecta-GDI™ Garage Door Insulation

### DOUBLE DOOR

### Highly effective Garage Door Insulation.

Two layers of extra pure reinforced aluminium foil reflecting up to 97% of radiant heat. Each layer of foil is heat laminated to a tough polyethylene core of sandwiched air bubbles for thermal insulation.

#### Installation Instructions

##### What You Will Need

Double sided tape



Industrial grade silicon




Utility knife

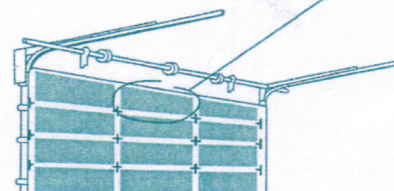
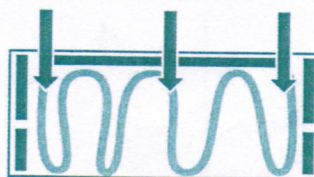


- 1 Wipe down the inside with a rag and a little methylated spirits
- 2 Measure the panels and cut all of your insulation into shape
- 3 Lay the double-sided tape on the edges of every panel but do not peel the other side on the double-sided tape yet
- 4 Silicon around the perimeter and also the middle of one panel at a time as shown in the picture
- 5 Peel the plastic strip off the double-sided tape in the panel that has just been done with silicon
- 6 Carefully place the Reflecta-GDI™ pad into the prepared panel, silver side facing you, making sure that the pad is fully covering the entire area and none of the garage panel is showing.
- 7 Tuck the edges of the Reflecta-GDI™ pad into the existing spaces to the left and right of each panel with your fingers and run your hands along the whole pad pushing down on all the edges to ensure an even finish.

##### Double Sided Tape



##### Industrial Grade Silicon



**Green  
Insulation**  
THE INTELLIGENT SOLUTION<sup>®</sup>  
[www.greeninsulation.com.au](http://www.greeninsulation.com.au)